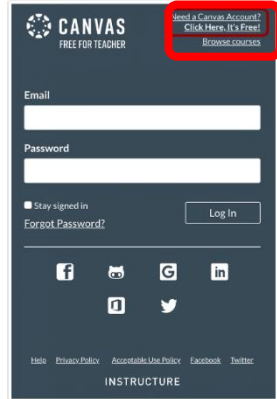


## Parent Accounts in Canvas

Parents can sign up as an observer in Canvas. Observers can link their Canvas account to their student's account so they can see assignment dues dates, announcements, and other course content. Observers can view the course content but cannot participate in the course.

In order to create a Canvas account, the parent will need the Canvas URL ([cms.instructure.com](https://cms.instructure.com) is the CMS URL) associated with the student's enrolled courses.

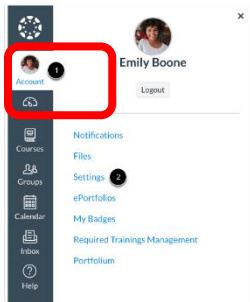
### Create an Account

A screenshot of the 'Parent Signup' form. The form is titled 'Parent Signup' and has a close button (X) in the top right corner. It contains several input fields: 'Your Name', 'Your Email', 'Password', 'Re-enter Password', and 'Student Pairing Code'. The 'Student Pairing Code' field is highlighted with a red box. There is a link 'What is a pairing code?' next to the 'Student Pairing Code' field. At the bottom, there is a checkbox labeled '6' with the text 'You agree to the terms of use and acknowledge the privacy policy.' and two buttons: 'Cancel' and 'Start Participating'.

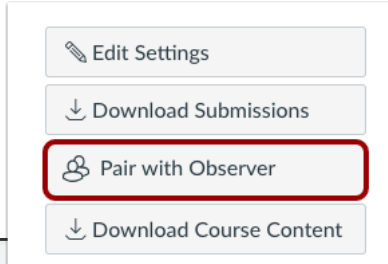
How do I generate a pairing code for an observer as a student?

The student can generate a pairing code to link an observer to your Canvas account. You must create a separate pairing code for each observer who wants to link to your account.

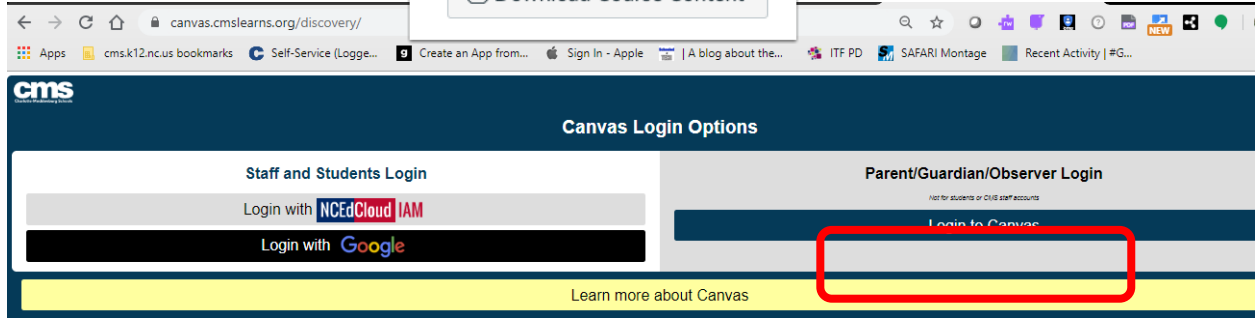
The student will go to Account and click on Settings and choose Pair with Observer



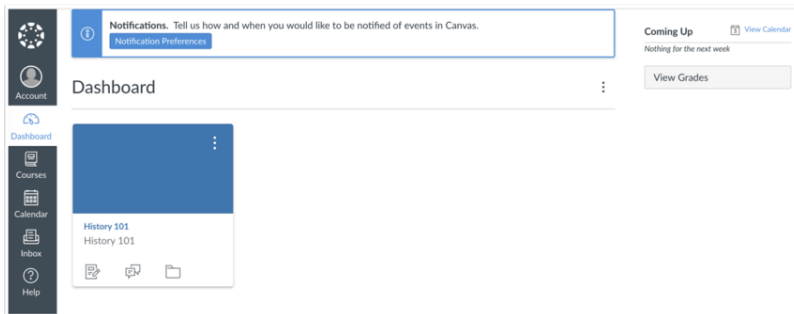
Once the parent has  
in to canvas.cmslearns.org  
on the right.



created the account, parent logs  
and chooses the  
Parent/Guardian/Observer login



Screen  
when they



parent will see  
login to Canvas.